


Updated January 15, 2025



**Welcome to Beachtacular!
@ Sapphire Beach Resort &
Marina**



Sunrise at Beachtacular!

Welcome to Beachtacular!

I'm confident you'll enjoy your stay at Sapphire Beach Resort and Marina. To enhance your experience, I've included some helpful details about the resort and surrounding area, as well as information on the condos in our rental pool. Below, you'll find guidance on transportation, grocery shopping, nearby restaurants, visiting St. John, local beaches, sailing and boating excursions, and dining options in Red Hook.

Island Etiquette and Pace

The island has a relaxed pace, so take time to unwind and embrace it. A warm greeting goes a long way with locals—try starting conversations with “Good afternoon” or “Hello, how is your day?”

Transportation and Driving

The most common question I'm asked is, “*Will I need a car?*” The answer depends on your plans. St. Thomas is not very walkable due to its hilly terrain. Driving is on the left side of the road, which may take some adjustment, but it's manageable. Just remember these tips:

- Avoid tailgating.
- Refrain from texting or talking on your phone while driving.
- Stay alert, as locals may stop unexpectedly to chat with friends.

Keep in mind that directions on the island are often given by landmarks rather than street names or addresses. For example, you might hear “behind the hospital, next to the storage facility” or “two blocks from the federal building.” Familiarizing yourself with Google Maps before your trip can help navigate the island more easily.

Updated January 15, 2025

If you plan to explore St. Thomas and visit St. John, renting a car is recommended. However, if your plans mainly involve enjoying the beach and occasional trips to Red Hook for dining or shopping, you may find taxis sufficient.

Taxis and Arrival

When arriving at the airport, you can take a shared taxi to Sapphire Beach Resort and Marina. The taxi stand is just outside baggage claim, and the fare is approximately \$40-50 for two people, depending on luggage.

Entering the Resort

When you arrive at Sapphire Beach Resort and Marina, you'll need to pass through a gated entrance. Simply inform the guard that you are a guest and provide your unit number. If you have a rental car, the guard will issue a pass for your dashboard.

Contact Information

If you have any questions or need assistance during your stay, feel free to call or text me at **(858) 344-7195**.

Transportation

Renting a Car

Renting a car gives you the freedom to explore the island at your own pace. Driving on the left side of the road is relatively straightforward, and if you focus on the road and avoid distractions like using your phone, you'll adapt quickly. Numerous car rental agencies are available on the island—Google reviews can help you choose the best option. Renting a car typically offers convenience, especially if you plan to visit multiple locations or explore St. Thomas and St. John.

Using Taxis

Taxis are readily available, and a couple may spend less on taxi services than on a rental car, depending on how much you travel. The main drawback of taxis is the potential waiting time for return trips, particularly from less frequented areas. For example, it's easy to get a taxi from Sapphire Beach to Red Hook at any time, but for the return trip, you may need to walk 3–5 minutes to the Ferry Terminal to find a taxi.

Updated January 15, 2025

Getting to the Condo and Around the Island Without a Car

Once at Sapphire Beach, taxis are conveniently available on-site, particularly near Building A during daytime hours. Typical taxi rates for shared rides are:

- **Sapphire Beach to Red Hook:** \$5 per person each way
- **Sapphire Beach to Downtown Charlotte Amalie:** \$15 per person each way
- **Sapphire Beach to Food Center (grocery store):** \$6 per person each way

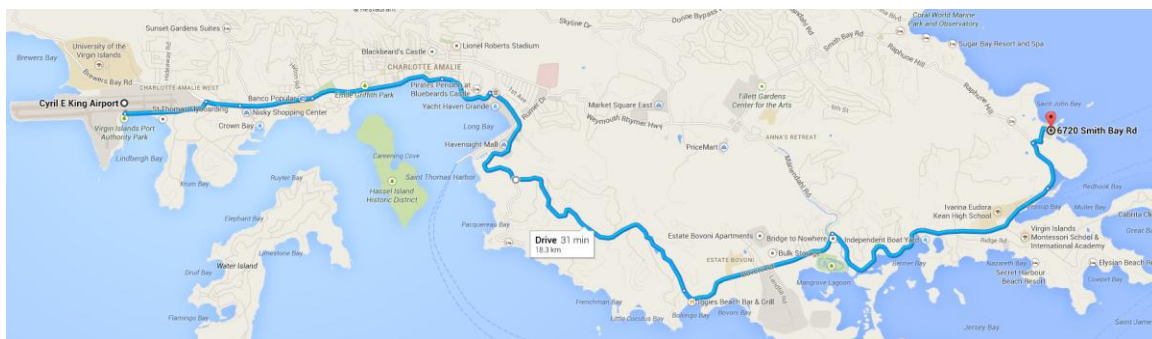
You can find updated taxi rates by searching online for “St. Thomas Taxi Rates.”

Airport Transportation Options

1. **Rent a Car:** Offers flexibility, especially for exploring the island. Weekly rentals may provide better rates.
2. **Shared Taxi:** Shared taxis cost approximately \$17 per person, plus extra for luggage (\$3 per carry-on and \$6 per checked bag). The trip to Sapphire Beach typically takes 45–60 minutes, depending on the number of stops. On average, the total cost for two people with luggage is around \$50, including tips.

Directions from the Airport to Sapphire Beach

If you decide to drive, there are several routes to Sapphire Beach. For first-time visitors driving on the left side, I recommend taking the slightly longer route (highlighted in blue on most maps). It’s about five minutes longer than the fastest route but more beginner-friendly.



Updated January 15, 2025

Cruise Ships

Be sure to check the dates that cruise ships are in port. If there are one or two ships in port it is not too bad for visiting most all places in STT. If there are 4+ ships you may want to avoid going downtown, Coki beach, or Magens Bay and you may want to consider going to St John that day or Hull Bay Beach.


Map of Sapphire Beach

Sapphire Beach Map – Below are several landmarks and services that are referenced in this document. This will better help you understand what services are available at Sapphire Beach. All items on this map are within a 2-7-minute walk from Beachtacular!



Updated January 15, 2025

Parking



Condo

Front Door/Deadbolt - To enter the condo you will use the 4 digit code that will be provided via email 5 days before check-in. The code is time stamped, and valid during your time of stay. When you arrive, you will enter the 4 digit code, and the door will unlock. At this point you can push the door open and enter Beachtacular!

Keys – Keys are not needed to enter or exit; guests are provided a 4 digit code to enter/unlock condo doors.

Updated January 15, 2025

Air Conditioning – each unit has an air conditioning unit. Please turn off the AC if you open the doors. Please help conserve energy. In the mornings you can open the slider and the front door and you will get an amazing breeze through the condo.

Towels/Sheets – During your stay fresh shower, floor, hand, face, beach, and kitchen towels will be left out for your stay. Please hang wet towels so they dry.

Appliances – There is a coffee maker and a blender in each condo. There is also a toaster, and microwave.

Internet – to access the internet you will look for the router inside the condo, there is a sticker with the user name and passcode.

Power Outages – It is not uncommon to have power outages on the Island. During my recent 3 week stay there was an outage for 45 minutes one evening. There are flashlights inside condos.

Beach Chairs – If you would like to have chaise chairs on the sand please go to the chaise chair area and staff will locate a chairs to an area you select on the beach for your daily use.

Laundry – If you need laundry during your stay you may use the laundry mat in the Marina. The marina building is right next to the parking lot in the rear of Building E. You may buy laundry tokens for \$4.00 each (you need one for wash and one for dry) and you can buy a 1 load laundry detergent pack as well. The laundry mat is open daily 7:30 am to 7:30 pm, and the marina office to buy tokens is open 7:30 am to 4:30 pm M-S and 7:30 am to 2:00 pm Sunday.

Updated January 15, 2025

Snorkeling at Sapphire Beach – There are two places to snorkel at Sapphire Beach. Directly in front of Beachtacular! You can go snorkeling, there are beds of coral on either side. It is rocky in front, so you may want to wear some water shoes when entering the water. You won't really need flippers when snorkeling. You will also want to snorkel at the main beach at Sapphire Beach. This beach is located 250 meters to the northwest, just on the other side of the swimming pool.



Departure – Check out time is 10:00 AM. When departing please make sure you do the following:

1. Double check to make sure you have packed all your belongings
2. Dispose of all perishable food items in the refrigerator. You may leave items like butter and ketchup, but items like milk and bread should be disposed of in the garbage
3. Turn off all lights, but leave ceiling fans on
4. Turn off the Air Conditioner
5. Lock the slider door
6. Lock the deadbolt
7. Make sure the dishes have been washed and placed back in the cabinet.

Updated January 15, 2025

Other Items to Make Your Stay Easier

NO SMOKING - please do not smoke inside the condo and you may enjoy a cigarette or cigar near the marina. Please **DO NOT** smoke on the patio.

1. For Internet access the username and pass code is printed on the router.
2. You will be provided with adequate towels for your stay. Please hang towels when not in use.
3. There are chaise chairs available for use and managed by the Condo Association. Condo Association staff will check the chairs out to you and place them on the beach. There is no charge. There is a table and umbrella between buildings B and C and all you need to provide is your room number, my last name (Arroyo) and the pass code "beachtacular" to gain access to the chairs.
4. Do not rinse the sand off while in the shower. The shower will become clogged.
5. Trash can be disposed of in the bins that are in front of the condo or the ones adjacent to the parking lot.

You can call or text me at any time with any questions. 858-344-7195.

Groceries

Grocery Shopping – There are a few options for groceries but prepare for prices to be noticeable higher for groceries compared to the states. Groceries can be purchased at **Moe's** in Red Hook, or **Food Center**; this is 6-8 minutes from Beachtacular! and caters to the tourists that visit USVI. Prices are a little high, but periodically they have some items on sale that can help offset the sticker shock. **The Market** is 20 minutes from Beachtacular! and is where the locals buy their groceries. Prices are a lot lower than **Moe's** and a little lower than **Food Center**, but the produce and meats selection is not as expansive. The Market is next to **K-Mart** so you can also shop there for dry goods.

Restaurant within Walking Distance

Restaurants that you can walk to – there are just a few restaurants that are within walking distance of Beachtacular! These include the following:

Updated January 15, 2025

Sapphire Beach Bar – Located on beach at Sapphire Beach. They have a full bar and some food, such as burgers, hot dogs, fish tacos, and chicken and fish sandwiches. On Sundays they have live music.

The Beach Buzz – The coffee and breakfast sandwich shop is an excellent way to start your day, grab a coffee and sandwich and walk over to one of the tables on the beach to enjoy your breakfast on the water.

Sea Salt – Th views are spectacular. Higher end restaurant with great food, drinks and service. The happy hour (they call it golden hour) has great affordable options at the bar.

Paradise Pie – Pizza. Right on the water, with a wide range of pizza options, including GF.

Sailing/Fishing/Boating Excursions

If you enjoy snorkeling or sailing/boating, I would recommend to following:

Stormy Petrel & Pirate's Penny - For excursions to the British Virgin Islands, you can use Stormy Petrel & Pirate's Penny. You will need a passport to go to the British Virgin Islands. There web site is: <http://www.piratespenny.com/>

For fishing, I would recommend Double Header Sports Fishing. They are docked at the Sapphire Beach Marina and I always see them coming back with nice catches in the evening. <http://doubleheadersportfishing.net/>

We enjoy renting a dingy at <https://wharfsidewatersports.com/> is St John. We can explore many of the St John beaches.

Updated January 15, 2025

Red Hook



Red Hook – Red Hook is 1/2 mile from Beachtacular! However, it is not recommended that you walk. You can take a cab to/from Red Hook for \$6 per person each way. In the daytime hours, cabs are readily available next to building A at Sapphire Beach Resort and Marina. Or you can ride the safari taxi for \$1 to Red Hook, and they run at the top of the hill, next to the large Sapphire sign. The safari taxi runs one way, and every 10 or so minutes during day light hours. There are 12 or so restaurants in Red Hook.

There are plenty of restaurant options, best to lookup on Google maps for reviews to get the latest information.

Beaches in St Thomas

Beaches - In St. Thomas all the beaches are amazing.

Magens Bay – There is a fee to park at this beach, it is great for swimming, and you can rent snorkel gear, kayaks and lounge chairs. This beach is on the north coast and about a 20 min drive from Sapphire Beach.

Coki Beach - One of the more crowded beaches, this is great for snorkeling and convenient if you also plan to visit Coral World. Please note when visiting this beach you will travel through a not so desirable part of town (one or two blocks) as you exit the main road. Parking will be crowded at Coki and when you park you will be escorted by a young plain clothed local that will escort you from the parking space to the beach. He will also take your drink and food order and set you up with a rental chair if you want to rent a chair. While parking is free, you should expect to give a tip for being escorted from your car to the beach. If you have young children (under 10 years), Coral World is fun to visit. On one visit my youngest son had the opportunity to swim with turtles.

Lindqvist Beach/Smith Beach – This beach is directly to the west of Sapphire Beach. Unfortunately, you cannot walk and will need to drive if you want to visit this beach. They charge an entrance fee. There are not many amenities on this beach and therefore, not many cruise ship people. Snorkeling is very enjoyable on this beach.

Updated January 15, 2025

Hull Bay – This beach is about a 40-minute drive from Sapphire. Its pretty low key and has a couple of restaurants.

St John



St John – St John has many wonderful beaches and over 75% of the island is National Park. The picture is of Trunk Bay. There are many restaurants and stores for shopping. To get to St John you will need to take the ferry out of Red Hook. You can take either the passenger ferry or the car barge (kind of a pain given limited hours). You can Google “St Thomas to St John ferry hours” to

get current hours and pricing. While visiting St John you can easily get a taxi to various beaches, or you can hike to a couple of the beaches using the Lind Point Trail. It’s a relatively easy hike and once you depart the ferry terminal it is about a 15 minute walk to the trail head and then another 45 minutes to the beach called Solomon beach or 60 minutes to Honeymoon beach.